

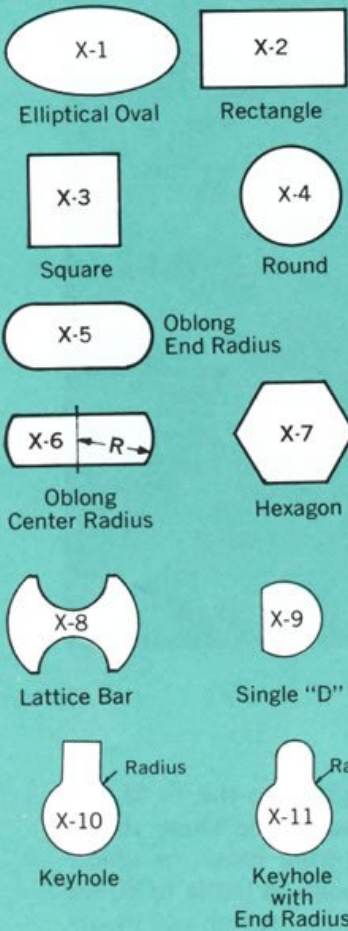
"MORE HOLES PER DOLLAR"
WITH



Stock Punches are manufactured with standard head, body and length.

This page shows sizes and shapes available.

All punches in this catalog can be made in any shape. Illustrated below are some of the more commonly used shapes of punches.



Please refer to the above chart to determine shape hole desired. The punch size determines the actual size of the hole.

A complete list of Cleveland standard dies to be used with these punches can be found on pages 32, 33 & 34.

CLEVELAND STANDARD PUNCHES — SPECIFICATION CHART

CHOICE OF PUNCH ENDS

Unless otherwise specified, the crowned edge with center point is furnished. The center point is provided for ease of punch location. Other styles can be made to order. The illustration shows punch ends most widely used. Please furnish drawings for special punch ends.

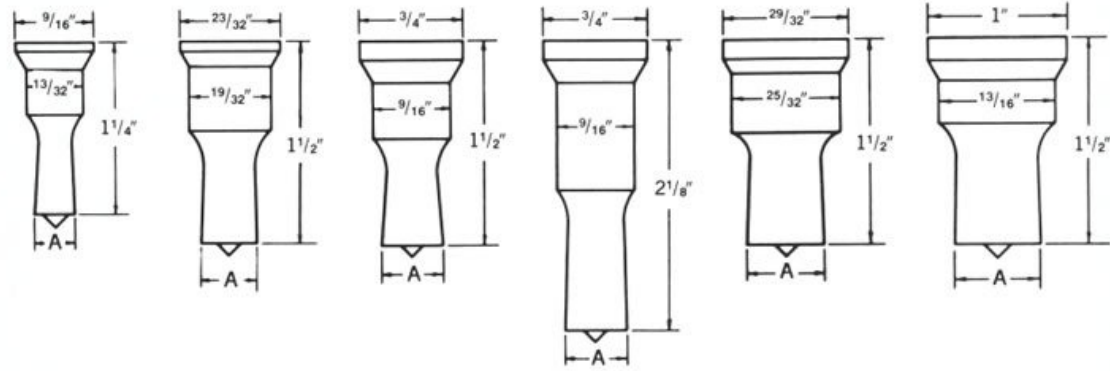


Fig. No. 2 "A" 1/8" to 7/16" Fig. No. 3 "A" 1/8" to 19/32" Fig. No. 4 "A" 1/8" to 9/16" Fig. No. 6 "A" 1/8" to 9/16" Fig. No. 7 "A" 1/8" to 13/16" Fig. No. 9 "A" 1/8" to 13/16"

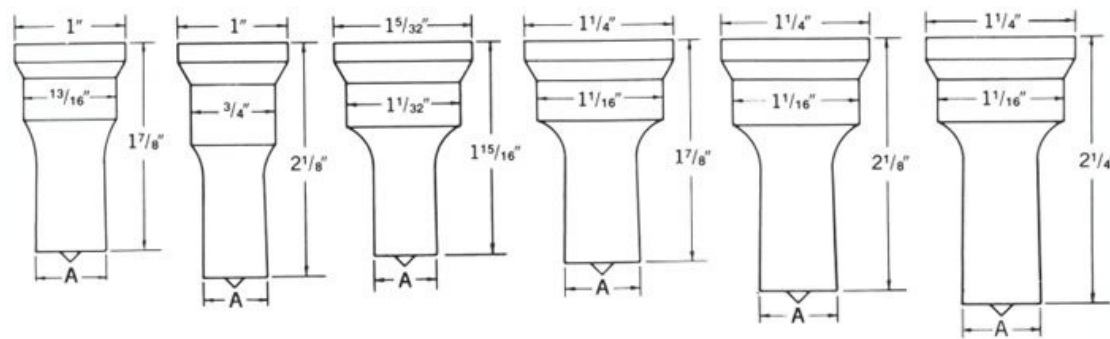


Fig. No. 10 "A" 3/16" to 13/16" Fig. No. 11 "A" 3/16" to 3/4" Fig. No. 12 "A" 1/8" to 1 1/16" Fig. No. 15 "A" 7/32" to 1 1/16" Fig. No. 16 "A" 1/8" to 1 1/8" Fig. No. 17 "A" 3/16" to 1 1/8"

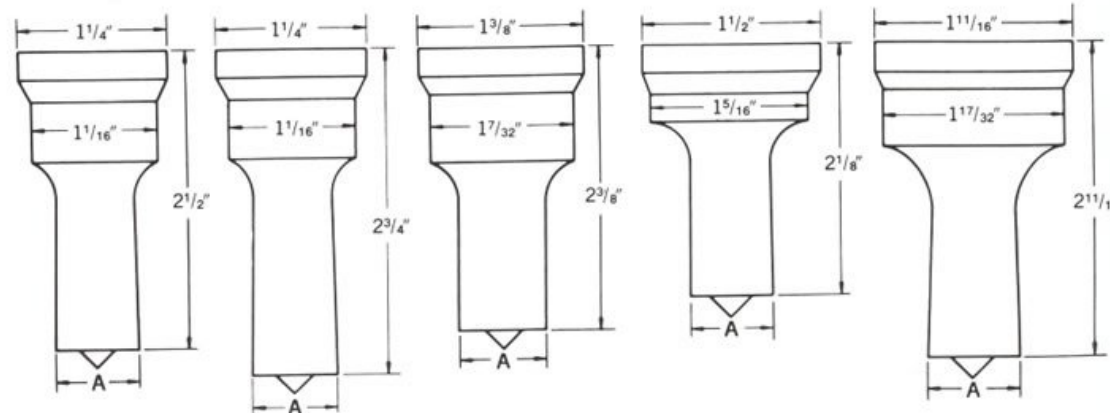


Fig. No. 19 "A" 3/16" to 1 1/8" Fig. No. 19L "A" 5/16" to 1 1/16" Fig. No. 20 "A" 1/8" to 1 5/16" Fig. No. 23 "A" 1/4" to 1 5/16" Fig. No. 26 "A" 5/32" to 1 9/16"

Fig. No. 21-Similar Except 2 5/8" lg.